



A New Look and Focus on Feed Efficiency

Effective December 2022, Lactanet will be advancing Feed Efficiency evaluations by including both first and second lactation data and incorporating it into the national selection indexes – LPI and Pro\$. Originally introduced in April 2021, these changes related to selection for improving Feed Efficiency may raise questions regarding their overall impact on evaluations. Let's take a closer look at the expected outcome for proven and genomic bulls.

With rising feed costs, identifying which animals convert feed to milk more efficiently is of greater importance. Lactanet first introduced Feed Efficiency evaluations in April 2021 and since then more research has been done to improve these evaluations. This includes the addition of second lactation data rather than only first lactation daily feed intake, body weight and production data. Also, given the growing importance of Feed Efficiency for genetic selection and mating decisions, it is being included in the calculation of LPI and Pro\$ values for Holsteins starting with the December 2022 release.

Adding second lactation data will result in a 30% increase in cows with feed intake data and genotypes, effectively changing the published Relative Breeding Values (RBV) and providing a **better prediction of an animal's lifetime feed efficiency.**

As a reminder, although Feed Efficiency evaluations are calculated for all animals, it is only reported for females linked to a DHI herd inventory and qualifying A.I. bulls, or if purchased for other Canadian females. The published Feed Efficiency evaluations will be used to adjust official LPI and Pro\$ values. For animals without an official Feed Efficiency evaluation that is publicly available, a breed average of 100 for Feed Efficiency is assumed, resulting in no change to their LPI or Pro\$. Cows and heifers not included in a DHI inventory do not automatically qualify for receiving Feed Efficiency evaluations. However, an evaluation may be [purchased via the Lactanet website](#), which will subsequently get the animal's Feed Efficiency RBV included in their LPI and Pro\$.

The Impact of Adding Second Lactation Data

To identify the impact of adding second lactation data to Feed Efficiency evaluations and the associated level of re-ranking, Lactanet geneticists did a comparison of August 2022 official evaluations and a rerun with the new Feed Efficiency model (Figure 1). This revealed a correlation of $\approx 80\%$ between the previously official Feed Efficiency evaluations and those from the enhanced model. Among all A.I. bulls with an official LPI, the range of Feed Efficiency RBV values slightly increased from 84-116 in August to 85-120 using the new, enhanced model.

Figure 2 shows the impact of implementing the new model using first and second lactation feed intake data on the official Feed Efficiency evaluations for official LPI sires in August 2022. While there are individual sires that decrease 14 or increase 10 RBV points, almost 80% of these sires are expected to change by 3 points or less and more official LPI sires are expected to increase rather than decrease. For genomic young bulls in A.I., nearly 85% are expected to change by 3 RBV points or less with the most extreme changes approaching ± 10 points.

Figure 1: Relationship between August 2022 and New Feed Efficiency Evaluations for Proven Sires

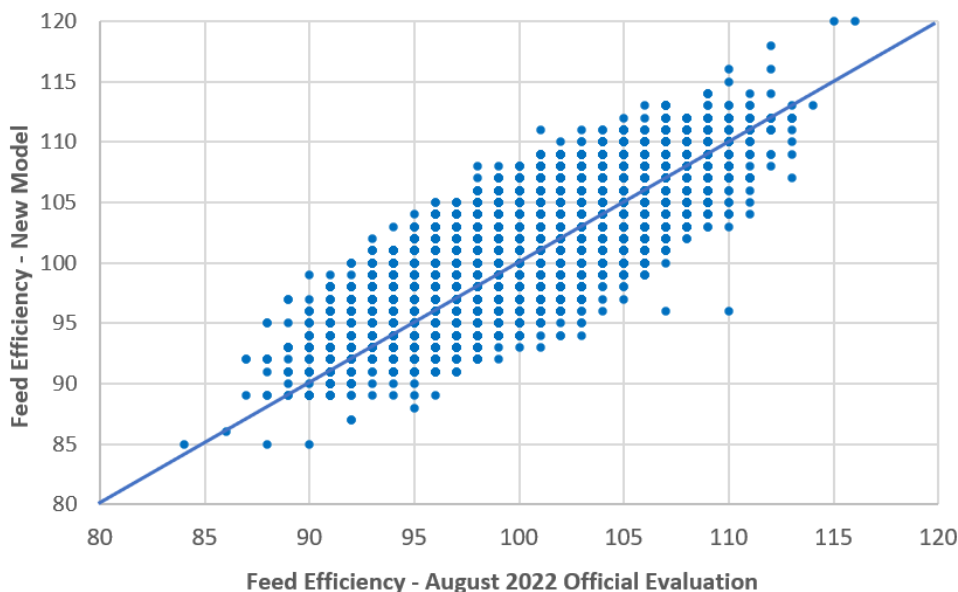
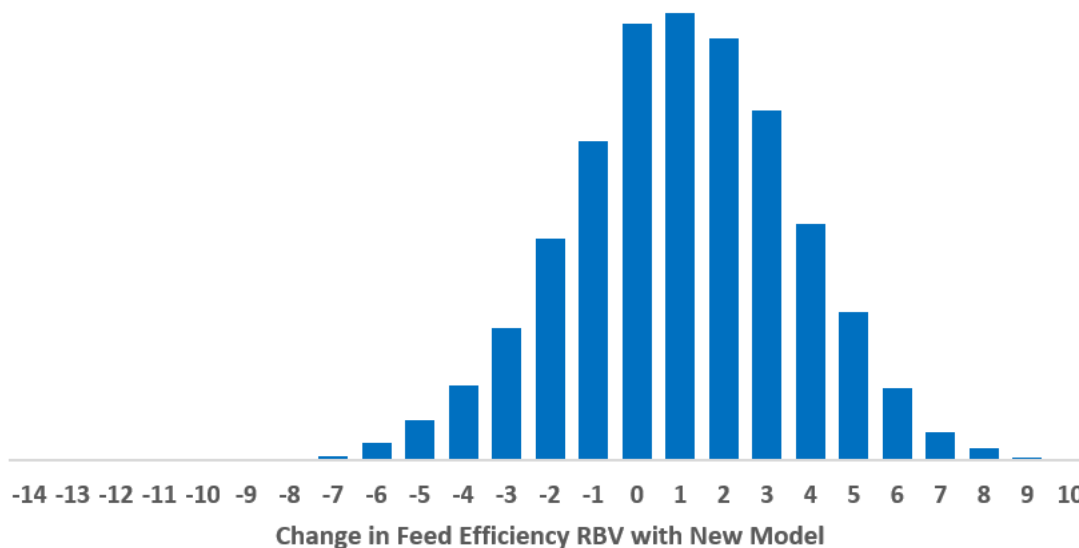


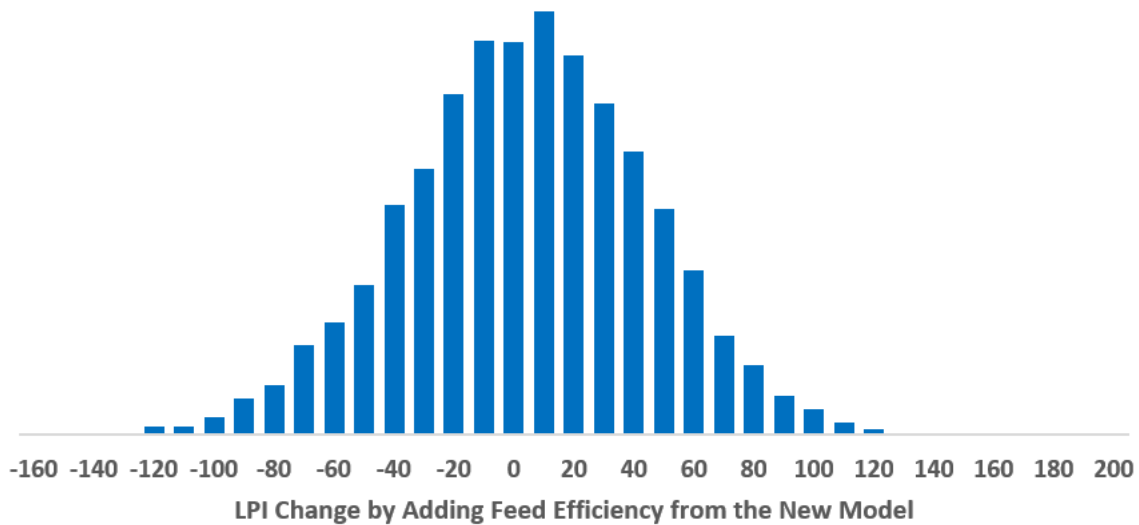
Figure 2: Distribution of the Change in Feed Efficiency RBV for Proven Sires



Adding Feed Efficiency to LPI and Pro\$

Animals with a published Feed Efficiency evaluation will also have their LPI and Pro\$ values adjusted to include this trait as an add-on value. Economic value estimates associated with the reduction in dry matter intake for the most efficient animals revealed that **every 1-point increase in a sire's RBV for Feed Efficiency is expected to increase its Pro\$ by \$25, which can be equated to a 10-point increase in LPI.** Therefore, to include Feed Efficiency in an animal's LPI, 10 points will be added (or subtracted) for every RBV point for Feed efficiency that is above (or below) the average of 100. For Pro\$ values, each point difference from 100 for Feed Efficiency will contribute \$25, up or down, to the published Pro\$ value. The impact of adding Feed Efficiency to LPI for proven sires is presented in Figure 3. A handful of sires are affected by 150 LPI points or more and roughly 80% change by 50 points or less. On the Pro\$ scale, this equates to 80% changing by \$250 or less. For A.I. genomic young bulls, the impact is slightly less with 85% changing by 50 LPI points (\$250 Pro\$) or less.

Figure 3: Impact of Adding Feed Efficiency to LPI for Proven Sires



Feed Efficiency Needs Special Attention

When looking at proof correlations between Feed Efficiency and any other trait evaluated by Lactanet, it is clear that selection for Feed Efficiency will need to be given special attention. The correlation analysis found that there is no other trait currently evaluated that has a strong enough relationship with Feed Efficiency to expect a correlated response by selection for the other trait. Even including Feed Efficiency in LPI and Pro\$ results in low correlations between 5% and 10%, which means that selection for either of these national indexes will only lead to relatively slow genetic progress for Feed Efficiency. In the end, if Feed Efficiency is a trait that affects your bottom line and is important to you, special attention will need to be given to it when making sire selection and mating decisions for your herd!

Summary

By including second lactation feed intake, body weight and production data in Feed Efficiency evaluations, Lactanet has enhanced the calculation methodology and provided a better prediction of an animal's lifetime feed efficiency. Adding Feed Efficiency to LPI and Pro\$ values helps selection decisions to gradually improve this important trait over time by allowing the most feed efficient animals to create the next generation or replacement heifers and maximize your herd profitability.

Authors: Hannah Sweett, Knowledge Transfer Advisor – Genetics Portfolio
Brian Van Doormaal, Chief Services Officer

Date: October 2022